

Grade/Skill Level: Upper Elementary


Duration: 2 Sessions lasting 60 minutes

Media: Fiber Art

Cross Subject Integration: Math (Patterns)

Objective: Make a patriotic placemat to use during patriotic holidays

Make a Patriotic Placemat



Supplies:

- Red, white or blue Smart-Fab roll cut into desired size for a loom (we chose 12" x 18")
- Red, white or blue Smart-Fab (colors other than what was chosen for the loom) to cut into 1" strips (ours were 12" x 1") to match the height of your loom


- Scissors
- Glue

Optional: Paper and star puncher, White paint and star stamps, and Glitter

Steps to Make a Patriotic Placemat


DAY 1

- 1** Brainstorm all of the different patriotic holidays, summer activities, and places that we see the flag displayed (Memorial Day, Fourth of July, Flag Day, Labor Day). Brainstorm all of the activities and places that a placemat could be used during the summer.



- 2** Demonstrate how to make a loom for weaving. Hold Smart-Fab sheet horizontally and fold in half.

Steps to Make a Patriotic Placemat



- 3** Keep Smart-Fab folded, turn ruler and lay vertically on the open side. Draw a line to make a stopping point for cutting.
- 4** Turn ruler horizontal and draw lines from the fold to the stopping point you drew in step 3. Repeat to the bottom.
- 5** Cut on lines. STOPPING at vertical line from step 3.



- 6** Measure and mark lines across Smart-Fab sheet.
- 7** Cut into 12" x1" strips.



- 8** Hold loom horizontally and begin weaving the first strip into the loom using an under/over pattern. Tip: you may want to tape down the side edge of loom for stability.
- 9** Repeat using the opposite pattern, over/under pattern until loom is full (*hint: you may need to slide strips closer together for a tighter fit*)



DAY 2

- 10** Finish weaving and glue ends in place.
- 11** Decorate and embellish with desired materials. Examples include stamp with stars, glue on stars, and add glitter.



✓ Your Patriotic Placemat is ready!

This is a great opportunity for students to use math and create patterns.



National Achievement Standards:

VA:Cr2.3.5a Identify, describe, and visually document places and/or objects of personal significance.

VA:Cr2.2.5a Demonstrate quality craftsmanship through care for and use of materials, tools, and equipment.